



lumini Solucoes em Iluminacao LTDA  
www.lumini.com.br  
Email: laboratorio@lumini.com.br  
Tel: +55 11 3437-5555 Fax: +55 11 3437-5555  
Address: Rua Ferreira Viana, 716 - Socorro - São Paulo/SP

---

## lumini

---

LumCAT:

Luminaire: led line perfil ww 12V c lp 7.5W

LampCAT: modulo led line 15W/m 12Vdc 30K irc 90

Ballast type: led line driver 12V

Report No:

Voltage(V): 127.7800

Test No:

Current(A): 0.0920

Number of Lamps: 1

Power (W): 11.1920

Lamp flux(lm): 707.0

PF: 0.9520

Length(mm): 500

Width(mm): 30

Phm Type: C

Height(mm): 0

---

## Photometric Results

---

Lumens(lm): 415.06, Efficiency(%): 58.71% , Luminous Efficacy(lm/W): 37.09

Central intensity(cd): 129.309, Maximum intensity(cd): 148.020

Angle of maximum intensity: C=0.0  $\gamma$ =26.0

Beam angle of C0 plane : 102.71

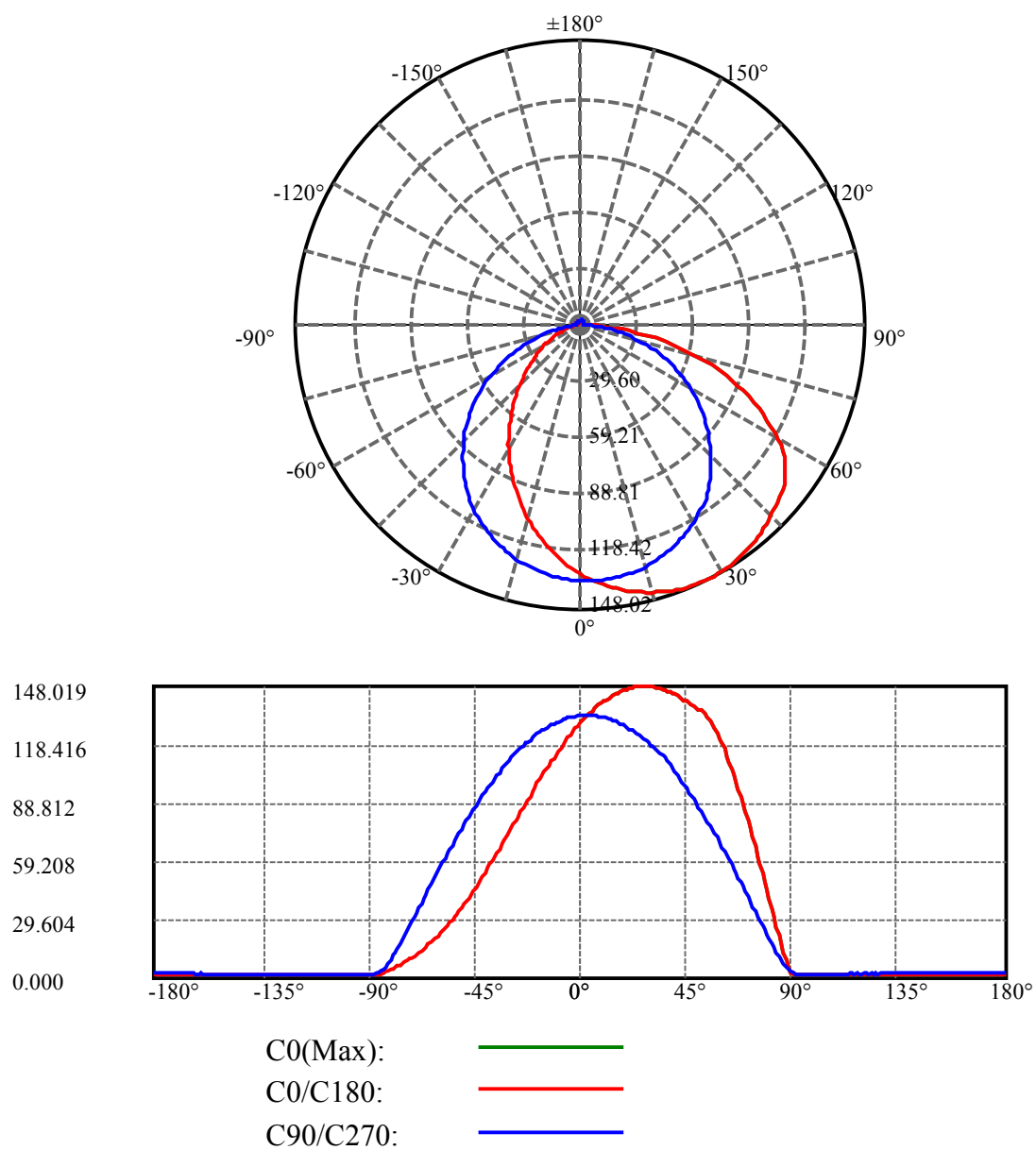
Average BeamAngle(IEC 61341): 114.25

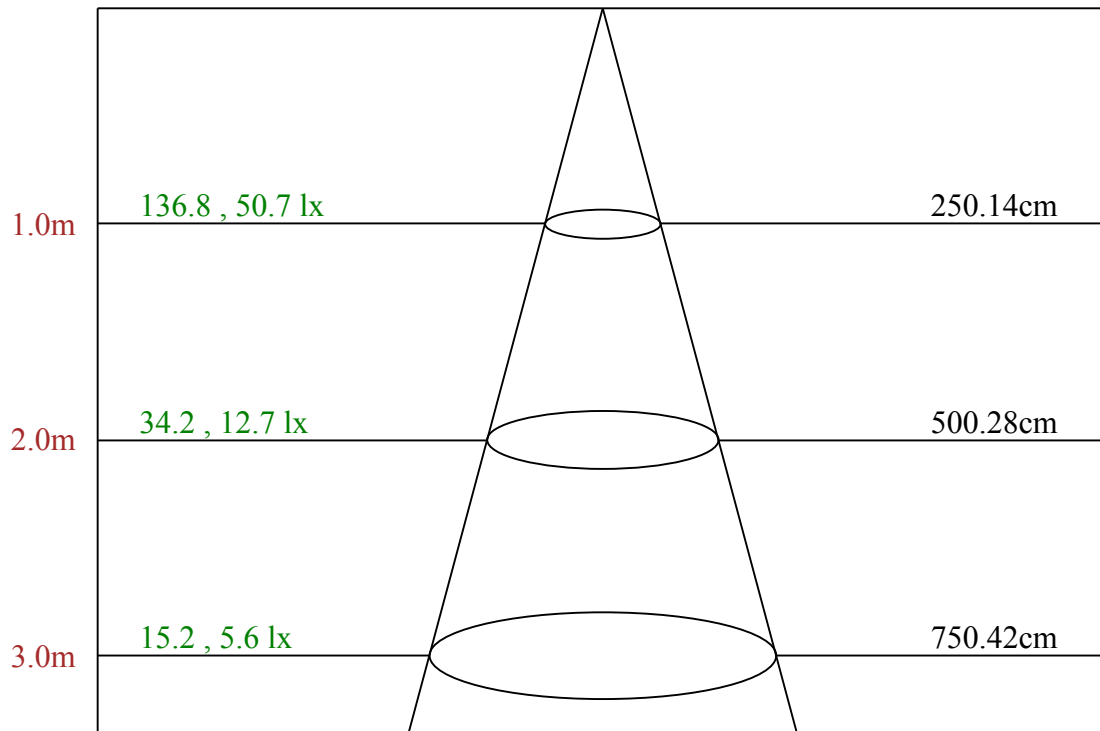
---

Equipment: equipamento lumini  
Temperature(°C): 26.2

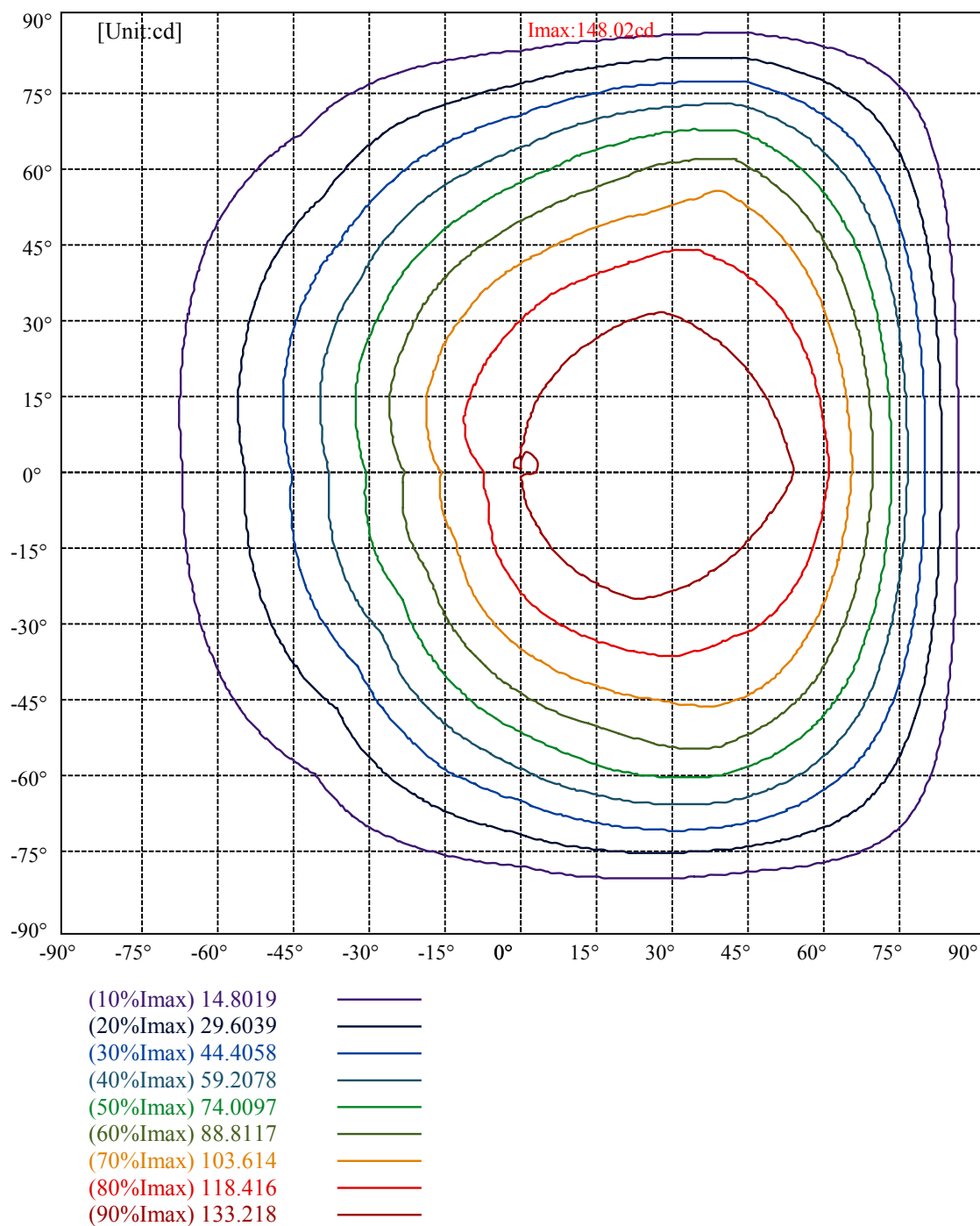
Date: 23/04/2025  
Humidity(%): 62.0%

Operator: 01  
Distance(m): 6.90





Max , Ave      Beam angle of C0 plane 102.71



## lumini

### Luminance Limiting Curve(no luminous side)

Appendix Page: 5 Total:6

Luminance Table

$\gamma$	45	50	55	60	65	70	75	80	85
C0	13219	14147	15179	15883	16215	16417	15906	15610	13256
C45	12196	12848	13419	14518	15659	16621	17144	17346	17371
C90	9076	9002	9003	8862	8742	8547	8131	7622	6847

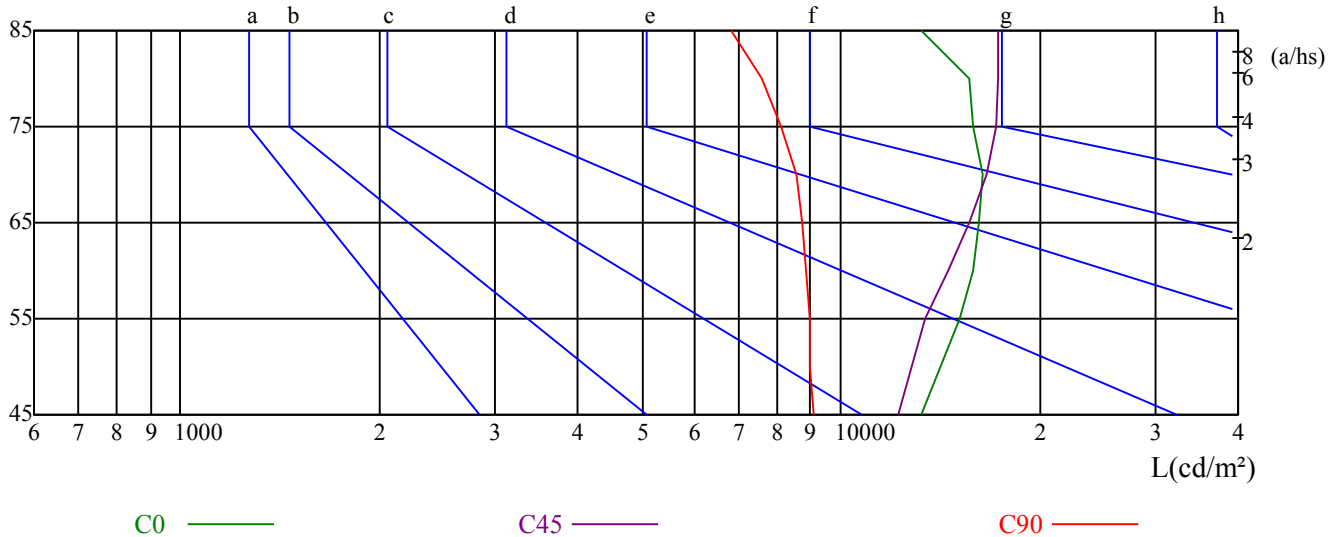
L(Hor)(65)	L(Ver)(65)	L45(65)	L(Hor)(75)	L(Ver)(75)	L45(75)	L(Hor)(85)	L(Ver)(85)	L45(85)
9373	7728	8768	8928	6543	8336	7356	4643	6209

Glare Table

Glare	Quality	Service Values Illuminance(lx)							
1.15	A	2000	1000	500	$\leq 300$				
1.5	B		2000	1000	500	$\leq 300$			
1.85	C			2000	1000	500	$\leq 300$		
2.2	D				2000	1000	500	$\leq 300$	
2.55	E					2000	1000	500	$\leq 300$
		a	b	c	d	e	f	g	h

Luminance Limiting Curve

$\gamma(^{\circ})$



Equipment: equipamento lumini  
Temperature( $^{\circ}\text{C}$ ): 26.2

Date: 23/04/2025  
Humidity(%): 62.0%

Operator: 01  
Distance(m): 6.90

Illumination assessment according UGR											
Rf of Ceiling	70	70	50	50	30	70	70	50	50	30	
Rf of Wall	50	30	50	30	30	50	30	50	30	30	
Rf of Floor	20	20	20	20	20	20	20	20	20	20	
Room dimensions		Viewed crosswise					Viewed endwise				
X	Y										
2H	2H	23.47	25.08	23.87	25.45	25.83	21.49	23.10	21.89	23.48	23.86
	3H	25.81	27.28	26.23	27.67	28.08	23.34	24.80	23.76	25.20	25.61
	4H	26.73	28.11	27.17	28.52	28.95	24.03	25.41	24.46	25.81	26.24
	6H	27.47	28.76	27.92	29.18	29.64	24.55	25.84	25.00	26.26	26.72
	8H	27.70	28.94	28.15	29.37	29.84	24.70	25.95	25.16	26.38	26.84
	12H	27.84	29.03	28.29	29.47	29.94	24.79	25.99	25.25	26.43	26.90
4H	2H	24.33	25.71	24.76	26.11	26.54	22.96	24.35	23.40	24.75	25.18
	3H	26.84	28.03	27.30	28.46	28.94	25.00	26.19	25.46	26.62	27.10
	4H	27.96	29.01	28.43	29.48	29.98	25.89	26.94	26.36	27.41	27.91
	6H	28.80	29.74	29.30	30.23	30.74	26.49	27.44	26.99	27.92	28.43
	8H	29.12	30.00	29.63	30.49	31.01	26.71	27.60	27.23	28.09	28.61
	12H	29.33	30.15	29.84	30.64	31.20	26.86	27.68	27.38	28.17	28.73
8H	4H	28.37	29.25	28.88	29.74	30.26	26.67	27.56	27.18	28.05	28.57
	6H	29.39	30.13	29.92	30.65	31.20	27.51	28.25	28.04	28.76	29.32
	8H	29.87	30.51	30.42	31.07	31.61	27.90	28.54	28.45	29.10	29.64
	12H	30.17	30.72	30.72	31.27	31.84	28.12	28.67	28.68	29.23	29.79
12H	4H	28.41	29.23	28.93	29.72	30.28	26.80	27.62	27.31	28.11	28.67
	6H	29.55	30.20	30.10	30.75	31.30	27.79	28.44	28.34	28.99	29.54
	8H	30.04	30.59	30.60	31.14	31.71	28.21	28.76	28.77	29.32	29.88
Variation with the observer position at spacings:											
S = 1.0H		0.2/-0.7					0.1/-0.8				
S = 1.5H		0.4/-0.6					0.5/-0.6				
S = 2.0H		0.5/-0.8					0.7/-0.4				
Standard tables:		BKBF					BKBF				
Uncorrected UGR		11.7					13.8				

依据CIE Publ. 117 计算 UGR, S/H = 0.25